

**Anbauanleitung:** Unterfahrschutz Verteilergetriebe  
INEOS Grenadier

**AL:** 2386-00

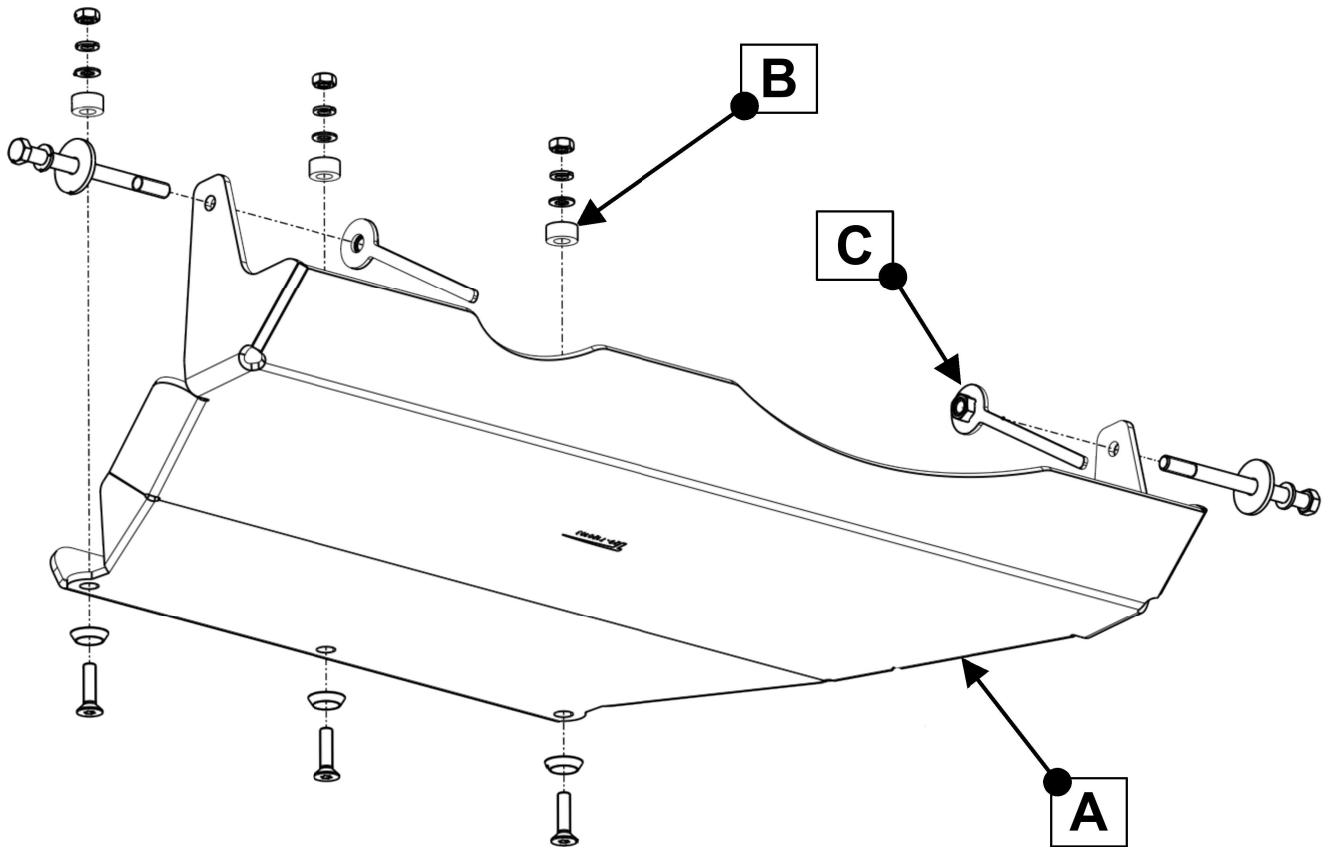
**Best.Nr.:** 29-T120103

**Montagezeit:** ca. 30 min.

***Hier sehen sie den fertig montierten Unterfahrschutz.  
Bevor sie mit der Montage beginnen, lesen sie bitte diese Anleitung gut durch.***

***Here you see the ready mounted skid plate.  
Before you start fitting, please read and understand this instruction manual.***







### Stückliste



### Schraubensatz

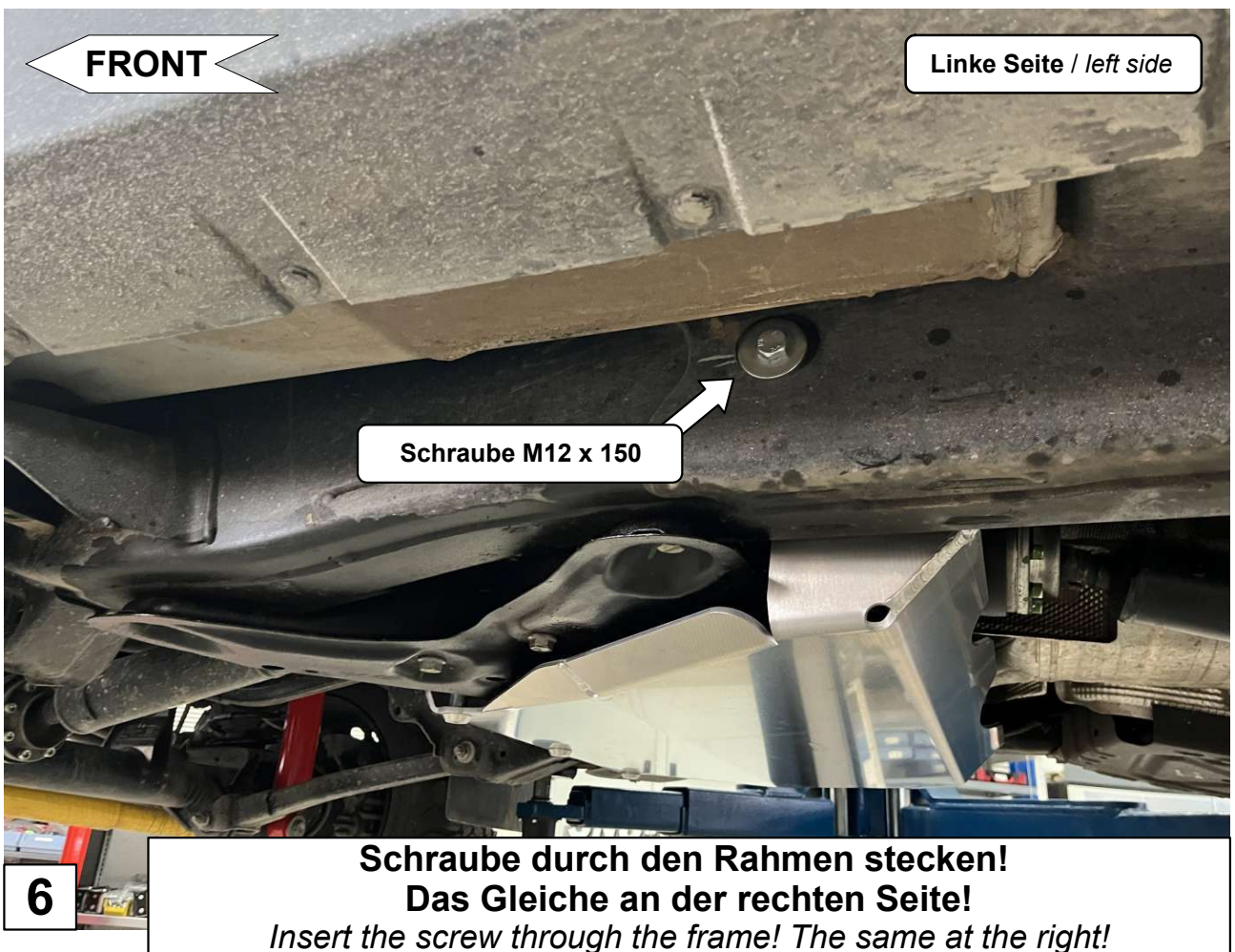

1x Schutzblech (A)  
 3x Distanzhülsen (B)  
 2x Gewindeleiste (C)  
  
 1x Anleitung, AL2384


3x Senkscheibe M10 Alu  
 3x Senkschraube M10 x 50 (ISO14581)  
 2x Schraube M12 x 150  
 2x Scheibe M12 x 44 x 4  
 2x Federring M12


Schrauben Anzugsmomente	
Schraubengröße	Güteklasse - 8.8
M6	10 Nm
M8	25 Nm
M10	50 Nm
M12	87 Nm
M14	138 Nm
M16	210 Nm













**11**

**Alle Schrauben festziehen! / *Tighten all screws!***